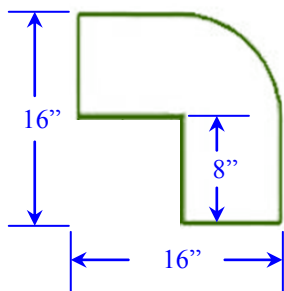


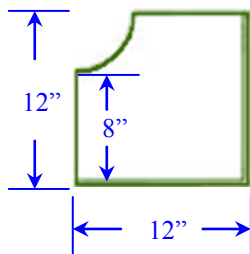


DETAIL 2: PERIMETER TRANSITION TILES

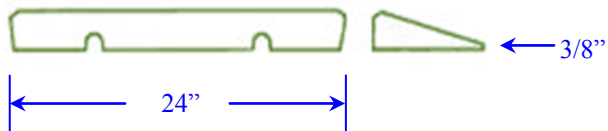
2.5" Outside Corner



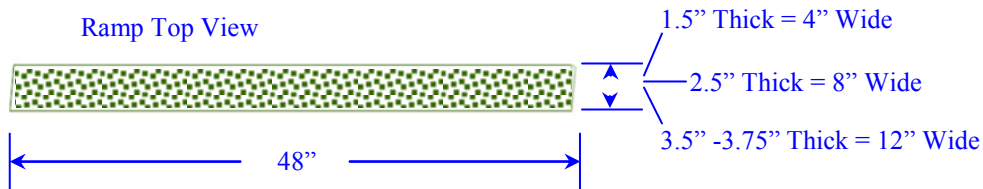
2.5" Inside Corner



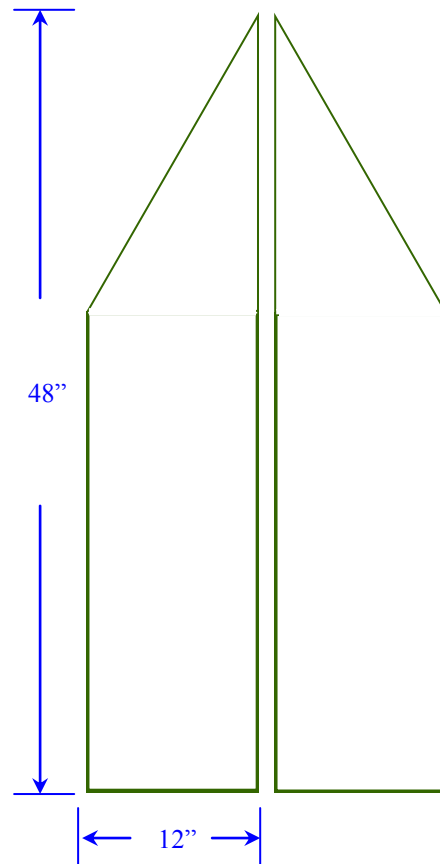
Ramp Side View



Ramp Top View



3.5" - 3.75" Outside Corner



Thickness	CRITICAL FALL HEIGHT	REVISIONS			
		REV	DESCRIPTION	DATE	APPROVAL
		0	Original Issue	06/03/2010	Ron Loyd
1.50"	4.0'				
2.50"	6.0'				
3.50"	8.0'				
3.75"	10.0'				
File Name EMC200.10	Prepared By: J. Steel				
SHEET		SCALE		DWG No.	FSCM No.